



**Item No. 5**

**Updated copies of Exhibits A & B are attached.**

Exhibit A - Maintenance Schedule and Exhibit B - Bid Sheets

**Item No. 6**

**A copy of the 2019 bid tab is attached.**

Please note the differences in services and areas served.

**Item No. 7**

**A copy of the pre-bid conference sign in sheet is attached.**

**Item No. 8**

**A copy of the pre-bid conference presentation is attached.**

## Exhibit A

### Maintenance Schedule

Goal	Service	Jan	Feb	Mar	Apr	May	Jun	Jul	Aug	Sept	Oct	Nov	Dec	TOTAL
Manicure	Mowing and Edging (Class A)	2	2	4	4	4	4	4	4	4	4	4	2	42
	Mowing and Edging (Class B)	2	2	4	4	4	4	4	4	4	4	4	2	42
	Trash and Debris Removal	2	2	4	4	4	4	4	4	4	4	4	2	42
	Hand Weeding of Mass Plantings & Shrub Beds	2	2	4	4	4	4	4	4	4	4	4	2	42
	Weed Control in Hardscape	1	1	2	2	2	2	2	2	2	2	2	1	21
	Decomposed Granite Volume Monitoring & Weed Control	1	1	1	1	1	1	1	1	1	1	1	1	12
	Cut V-Edge/Bed Edge Maintenance - Tree Rings and plant beds		1			1			1			1		4
Nourish & Protect	Fertilize Turf - Class A Areas**			1			1			1				3
	Fertilize Plantings, Shrubs and Groundcover**			1						1				2
	Mulch Tree Rings, Tree Areas, Planting/Shrub Beds		1								1			2
	Change Out Seasonal Planting Colors					1					1			2
	Cultivate Tree Rings, Tree Areas, Planting/Shrub Beds						1							1
Trim	Dead Heading of Annuals/Perennials	0	0	1	1	1	1	1	1	1	1	1	0	9
	Removal of Sucker Growth From Trees	0	0	1	1	1	1	1	1	1	1	1	0	9
	Prune Shrubs and Thin Groundcover	1			1			1			1			4
	Prune Trees Annually (Dec - Feb ONLY)	1												1
Treat	Fire Ant Spot Treatment	1	1	2	2	2	2	2	2	2	2	2	1	21
	Broadcast Ant Bait Application			1						1				2
	Pre-emergent Weed Control <u>OR</u> Overseed Turf**			1						1				2
	Post-emergent Broadleaf Herbicide Application					1						1		2
	Broadleaf Herbicide Spot Treatment						1	1	1	1	1			5
Report	Monthly Irrigation Inspection, Report, Lock Inventory	1	1	1	1	1	1	1	1	1	1	1	1	12
	Monthly Services Performed Report	1	1	1	1	1	1	1	1	1	1	1	1	12
	PM Landscape Site Walks & Annual Irrigation Test w/ Owner Rep.			2			2			2	1		2	9
**Application dates may be adjusted at Contractor's Discretion based on soil temp.														

# IV. EXHIBITS

## Addendum 1: Exhibit B - Pearland Landscape Maintenance Location A - Dixie Farm Entryway

<u>Task</u>	<u>Unit</u>	<u>Qty.</u>	<u>Unit Cost</u>	<u>Per Task Cost</u>	<u>Fre- quency</u>	<u>Extension</u>
1 Mowing and Edging Class A	AC	2.04			42	
2 Mowing and Edging Class B	AC	0	N/A	N/A	N/A	N/A
3 Trash and Debris Removal	EA	1			42	
Hand Weeding of Mass Plantings & Shrub						
4 Beds	EA	1			42	
5 Cut Bed Edge Maintenance	EA	0			21	
6 Weed Control in Hardscape	EA	1			12	
Decomposed Granite Volume Monitoring &						
7 Weed Control	EA	1			4	
8 Fertilize Turf - Class A Areas**	AC	2.04			3	
Fertilize Plantings, Shrubs and						
9 Groundcover**	EA	1			2	
Mulch Tree Rings, Tree Areas, Planter Bed						
10 & Shrubs	EA	95			2	
11 COMBINED WITH #20 BELOW	EA	0	N/A	N/A	N/A	N/A
12 Change Out Seasonal Planter Colors	SF	500			2	
Cultivate Tree Rings, Tree Areas, Planter						
13 Bed & Shrubs	EA	95			1	
14 Dead Heading of Annuals/Perennials	EA	1			9	
15 Removal of Sucker Growth From Trees	EA	95			9	
16 Prune Shrubs and Thin Groundcover	EA	1			4	
17 Prune Trees Annually (Dec - Feb ONLY)	EA	95			1	
18 Fire Ant Spot Treatment	EA	1			21	
19 Broadcast Ant Bait Application	EA	1			2	
Pre-emergent Weed Control OR Overseed						
20 Turf**	EA	1			2	
Post-emergent Broadleaf Herbicide						
21 Application	EA	1			2	
22 Broadleaf Herbicide Spot Treatment	EA	1			5	
Monthly Irrigation Inspection and Report						
23 (Exhibit F)	EA	1			12	
Monthly Services Performed Report						
24 (Exhibit F)	EA	1			12	

### TOTAL ANNUAL MAINTENANCE

\*\*Per Exhibit A, application dates may be adjusted at Contractor's Discretion based on soil temp.

IV. EXHIBITS

Addendum 1: Exhibit B - Pearland Landscape Maintenance  
Location B - Pearland Pkwy Entryway (Bridge to Roundabout - excludes ponds)

<u>Task</u>	<u>Unit</u>	<u>Qty.</u>	<u>Unit Cost</u>	<u>Per Task Cost</u>	<u>Fre- quency</u>	<u>Extension</u>
1 Mowing and Edging Class A	AC	6			42	
2 Mowing and Edging Class B	AC	4.75			42	
3 Trash and Debris Removal	EA	1			42	
Hand Weeding of Mass Plantings & Shrub						
4 Beds	EA	1			42	
5 Cut Bed Edge Maintenance	EA	1			21	
6 Weed Control in Hardscape	EA	1			12	
Decomposed Granite Volume Monitoring &						
7 Weed Control	EA	1			4	
8 Fertilize Turf - Class A Areas**	AC	10.75			3	
Fertilize Plantings, Shrubs and						
9 Groundcover**	EA	1			2	
Mulch Tree Rings, Tree Areas, Planter Bed						
10 & Shrubs	EA	140			2	
11 COMBINED WITH #20 BELOW	EA	0	N/A	N/A	N/A	N/A
12 Change Out Seasonal Planter Colors	SF	500			2	
Cultivate Tree Rings, Tree Areas, Planter						
13 Bed & Shrubs	EA	140			1	
14 Dead Heading of Annuals/Perennials	EA	1			9	
15 Removal of Sucker Growth From Trees	EA	140			9	
16 Prune Shrubs and Thin Groundcover	EA	1			4	
17 Prune Trees Annually (Dec - Feb ONLY)	EA	140			1	
18 Fire Ant Spot Treatment	EA	1			21	
19 Broadcast Ant Bait Application	EA	1			2	
Pre-emergent Weed Control OR Overseed						
20 Turf**	EA	1			2	
Post-emergent Broadleaf Herbicide						
21 Application	EA	1			2	
22 Broadleaf Herbicide Spot Treatment	EA	1			5	
Monthly Irrigation Inspection and Report						
23 (Exhibit F)	EA	1			12	
Monthly Services Performed Report						
24 (Exhibit F)	EA	1			12	

**TOTAL ANNUAL MAINTENANCE**

\*\*Per Exhibit A, application dates may be adjusted at Contractor's Discretion based on soil temp.

IV. EXHIBITS

Addendum 1: Exhibit B - Pearland Landscape Maintenance  
Location C - Cullen Corridor

<u>Task</u>	<u>Unit</u>	<u>Qty.</u>	<u>Unit Cost</u>	<u>Per Task Cost</u>	<u>Fre- quency</u>	<u>Extension</u>
1 Mowing and Edging Class A	AC	3.67			42	
2 Mowing and Edging Class B	AC	0	N/A	N/A	N/A	N/A
3 Trash & Debris Removal	EA	1			42	
Hand Weeding of Mass Plantings & Shrub						
4 Beds	EA	1			42	
5 Weed Control in Hardscape	EA	1			21	
Decomposed Granite Volume Monitoring &						
6 Weed Control	EA	1			12	
Cut V-Edge/Bed Edge Maintenance - Tree						
7 Rings and plant beds (Exhibit D)	EA	1			4	
8 Fertilize Turf - Class A Areas**	AC	3.67			3	
Fertilize Plantings, Shrubs and						
9 Groundcover**	EA	1			2	
Mulch Tree Rings, Tree Areas, Planter Bed						
10 & Shrubs	EA	196			2	
11 COMBINED WITH #20 BELOW	EA	0	N/A	N/A	N/A	N/A
12 Change Out Seasonal Planter Colors	SF	500			2	
Cultivate Tree Rings, Tree Areas, Planter						
13 Bed & Shrubs	EA	196			1	
14 Dead Heading of Annuals/Perennials	EA	1			9	
15 Removal of Sucker Growth From Trees	EA	196			9	
16 Prune Shrubs and Thin Groundcover	EA	1			4	
17 Prune Trees Annually (Dec - Feb ONLY)	EA	196			1	
18 Fire Ant Spot Treatment	EA	1			21	
19 Broadcast Ant Bait Application	EA	1			2	
Pre-emergent Weed Control OR Overseed						
20 Turf**	EA	1			2	
Post-emergent Broadleaf Herbicide						
21 Application	EA	1			2	
22 Broadleaf Herbicide Spot Treatment	EA	1			5	
Monthly Irrigation Inspection and Report						
23 (Exhibit F)	EA	1			12	
Monthly Services Performed Report						
24 (Exhibit F)	EA	1			12	

**TOTAL ANNUAL MAINTENANCE**

\*\*Per Exhibit A, application dates may be adjusted at Contractor's Discretion based on soil temp.

IV. EXHIBITS

Addendum 1: Exhibit B - Pearland Landscape Maintenance  
Location D - SH35/Main Street Corridor (Beltway 8 to FM 518)

<u>Task</u>	<u>Unit</u>	<u>Qty.</u>	<u>Unit Cost</u>	<u>Per Task Cost</u>	<u>Fre- quency</u>	<u>Extension</u>
1 Mowing and Edging Class A	AC	8.11			42	
2 Mowing and Edging Class B	AC	0	N/A	N/A	N/A	N/A
3 Trash and Debris Removal	EA	1			42	
Hand Weeding of Mass Plantings & Shrub						
4 Beds	EA	1			42	
5 Weed Control in Hardscape	EA	1			21	
Decomposed Granite Volume Monitoring &						
6 Weed Control	EA	1			12	
Cut V-Edge/Bed Edge Maintenance - Tree						
7 Rings and plant beds (Exhibit D)	EA	1			4	
8 Fertilize Turf - Class A Areas**	AC	8.11			3	
Fertilize Plantings, Shrubs and						
9 Groundcover**	EA	1			2	
Mulch Tree Rings, Tree Areas, Planter Bed						
10 & Shrubs	EA	839			2	
11 COMBINED WITH #20 BELOW	EA	0	N/A	N/A	N/A	N/A
12 Change Out Seasonal Planter Colors	SF	500			2	
Cultivate Tree Rings, Tree Areas, Planter						
13 Bed & Shrubs	EA	839			1	
14 Dead Heading of Annuals/Perennials	EA	1			9	
15 Removal of Sucker Growth From Trees	EA	839			9	
16 Prune Shrubs and Thin Groundcover	EA	1			4	
17 Prune Trees Annually (Dec - Feb ONLY)	EA	839			1	
18 Fire Ant Spot Treatment	EA	1			21	
19 Broadcast Ant Bait Application	EA	1			2	
Pre-emergent Weed Control OR Overseed						
20 Turf**	EA	1			2	
Post-emergent Broadleaf Herbicide						
21 Application	EA	1			2	
22 Broadleaf Herbicide Spot Treatment	EA	1			5	
Monthly Irrigation Inspection and Report						
23 (Exhibit F)	EA	1			12	
Monthly Services Performed Report						
24 (Exhibit F)	EA	1			12	
<b>TOTAL ANNUAL MAINTENANCE</b>						

\*\*Per Exhibit A, application dates may be adjusted at Contractor's Discretion based on soil temp.

# IV. EXHIBITS

## Addendum 1: Exhibit B - Pearland Landscape Maintenance Location E - Broadway East Entryway

<u>Task</u>	<u>Unit</u>	<u>Qty.</u>	<u>Unit Cost</u>	<u>Per Task Cost</u>	<u>Fre- quency</u>	<u>Extension</u>
1 Mowing and Edging Class A	AC	0.09			42	
2 Mowing and Edging Class B	AC	0	N/A	N/A	N/A	N/A
3 Trash and Debris Removal	EA	1			42	
Hand Weeding of Mass Plantings & Shrub						
4 Beds	EA	1			42	
5 Cut Bed Edge Maintenance	EA	0			21	
6 Weed Control in Hardscape	EA	1			12	
Decomposed Granite Volume Monitoring &						
7 Weed Control	EA	1			4	
8 Fertilize Turf - Class A Areas**	AC	0.09			3	
Fertilize Plantings, Shrubs and						
9 Groundcover**	EA	1			2	
Mulch Tree Rings, Tree Areas, Planter Bed						
10 & Shrubs	EA	2			2	
11 COMBINED WITH #20 BELOW	EA	0	N/A	N/A	N/A	N/A
12 Change Out Seasonal Planter Colors	SF	500			2	
Cultivate Tree Rings, Tree Areas, Planter						
13 Bed & Shrubs	EA	2			1	
14 Dead Heading of Annuals/Perennials	EA	1			9	
15 Removal of Sucker Growth From Trees	EA	2			9	
16 Prune Shrubs and Thin Groundcover	EA	1			4	
17 Prune Trees Annually (Dec - Feb ONLY)	EA	2			1	
18 Fire Ant Spot Treatment	EA	1			21	
19 Broadcast Ant Bait Application	EA	1			2	
Pre-emergent Weed Control OR Overseed						
20 Turf**	EA	1			2	
Post-emergent Broadleaf Herbicide						
21 Application	EA	1			2	
22 Broadleaf Herbicide Spot Treatment	EA	1			5	
Monthly Irrigation Inspection and Report						
23 (Exhibit F)	EA	1			12	
Monthly Services Performed Report						
24 (Exhibit F)	EA	1			12	

### TOTAL ANNUAL MAINTENANCE

\*\*Per Exhibit A, application dates may be adjusted at Contractor's Discretion based on soil temp.



#### IV. EXHIBITS

##### Addendum 1: Exhibit B - Pearland Landscape Maintenance Location F - Yost Entry @ Scarsdale

<u>Task</u>	<u>Unit</u>	<u>Qty.</u>	<u>Unit Cost</u>	<u>Per Task Cost</u>	<u>Fre- quency</u>	<u>Extension</u>
1 Mowing and Edging Class A	AC	0	N/A	N/A	N/A	N/A
2 Mowing and Edging Class B	AC	0	N/A	N/A	N/A	N/A
3 Trash and Debris Removal	EA	1			42	
Hand Weeding of Mass Plantings & Shrub						
4 Beds	EA	1			42	
5 Cut Bed Edge Maintenance	EA	1			21	
6 Weed Control in Hardscape	EA	1			12	
Decomposed Granite Volume Monitoring &						
7 Weed Control	EA	1			4	
8 Fertilize Turf - Class A Areas**	AC	0.05			3	
Fertilize Plantings, Shrubs and						
9 Groundcover**	EA	1			2	
Mulch Tree Rings, Tree Areas, Planter Bed						
10 & Shrubs	EA	1			2	
11 COMBINED WITH #20 BELOW	EA	0	N/A	N/A	N/A	N/A
12 Change Out Seasonal Planter Colors	EA	1			2	
Cultivate Tree Rings, Tree Areas, Planter						
13 Bed & Shrubs	EA	1			1	
14 Dead Heading of Annuals/Perennials	EA	1			9	
15 Removal of Sucker Growth From Trees	EA	0	N/A	N/A	N/A	N/A
16 Prune Shrubs and Thin Groundcover	EA	1			4	
17 Prune Trees Annually (Dec - Feb ONLY)	EA	0	N/A		N/A	N/A
18 Fire Ant Spot Treatment	EA	1			21	
19 Broadcast Ant Bait Application	EA	1			2	
Pre-emergent Weed Control OR Overseed						
20 Turf**	EA	1			2	
Post-emergent Broadleaf Herbicide						
21 Application	EA	1			2	
22 Broadleaf Herbicide Spot Treatment	EA	1			5	
Monthly Irrigation Inspection and Report						
23 (Exhibit F)	EA	1			12	
Monthly Services Performed Report						
24 (Exhibit F)	EA	1			12	

#### **TOTAL ANNUAL MAINTENANCE**

\*\*Per Exhibit A, application dates may be adjusted at Contractor's Discretion based on soil temp.

Addendum 1: Exhibit B - Pearland Landscape Maintenance  
Alternate 1 - Kickoff Service

Contractor will bring the irrigation up to specifications within thirty (30) days of the contract's Notice to Proceed date at Owner's expense. If unable to bring the project up to specifications within thirty (30) days, Contractor shall request a time extension from the Owner. It is the Contractor's responsibility to ensure that adequate labor, equipment and tools are provided for irrigation maintenance.

<u>Area</u>	<u>Unit</u>	<u>Qty.</u>	<u>Unit Cost</u>	<u>Per Task Cost</u>	<u>Fre- quency</u>	<u>Extension</u>
1 FM 865/Cullen Pkwy	EA	1			1	
2 SH 35/ Main Strret	EA	1			1	
3 Pearland Parkway	EA	1			1	
4 Yost	EA	1			1	
5 Dixie Farm	EA	1			1	
6 Broadway East	EA	1			1	
TOTAL KICKOFF SERVICE						

**Prior Bid Tab - 2019 (Note that services and areas differ from current bid)**

<b>Bid #</b>	2019-01	<b>Organization</b>	Pearland, TX
<b>Title</b>	Landscape Maintenance The Project entails the complete maintenance of medians, monuments and other landscaped areas within the City of Pearland.	<b>Bid Creator</b>	Jessica Byerly PEDC Dev. Mgr.
<b>Description</b>		<b>Email</b>	<a href="mailto:jbyerly@pearlandedc.com">jbyerly@pearlandedc.com</a>
<b>Bid Type</b>	RCSP-Sealed	<b>Phone</b>	281-997-3006
<b>Issue Date</b>	22-May-19	<b>Fax</b>	
<b>Close Date</b>	13-Jun-19		

Responding Suppliers

Name	City	State	Response Submitted	Lines Responded	Response Total
Impec Landscape and Conservation	Houston	TX	On time	28 - 32	<b>\$546,973.78</b>
Silversand Services	League City	TX	On time	28 - 32	<b>\$504,665.18</b>
Yellowstone Landscape	Houston	TX	On time	28 - 32	<b>\$346,867.17</b>

Bid # 2019-01

Line Items

		<u>Impec</u>				<u>Silversand Services</u>				<u>Yellowstone Landscape</u>			
		<u>Dixie</u>				<u>Dixie</u>				<u>Dixie</u>			
<u>Line</u>	<u>Description</u>	<u>UOM</u>	<u>QTY</u>	<u>Unit</u>	<u>Extended</u>	<u>UOM</u>	<u>QTY</u>	<u>Unit</u>	<u>Extended</u>	<u>UOM</u>	<u>QTY</u>	<u>Unit</u>	<u>Extended</u>
1.	Mowing and edging Class A areas	AC	2.04	\$175.00	\$9,996.00	AC	2.04	\$62.14	\$ 3,549.15	AC	2.04	\$126.42	\$7,221.03
2.	Fertilize Turf Class A areas	AC	2.04	\$635.00	\$3,886.20	AC	2.04	\$185.15	\$ 1,133.12	AC	2.04	\$130.88	\$800.99
3.	Trash removal	EA	1	\$10.00	\$240.00	EA	1	\$30.58	\$ 733.92	EA	1	\$62.00	\$1,488.00
4.	Broadleaf herbicide application	EA	1	\$210.00	\$420.00	EA	1	\$183.00	\$ 366.00	EA	1	\$475.00	\$950.00
5.	Monthly irrigation inspection	EA	1	\$75.00	\$900.00	EA	1	\$125.00	\$ 1,500.00	EA	1	\$135.00	\$1,620.00
6.	Prune shrubs	SF	500	\$0.07	\$140.00	SF	500	\$0.07	\$ 130.00	SF	500	\$0.00	\$0.00
7.	Complete weeding of planting/shrub beds	SF	500	\$0.03	\$250.00	SF	500	\$0.01	\$ 60.00	SF	500	\$0.24	\$2,400.00
8.	Pre-emergent weed control	LS	1	\$310.27	\$620.54	LS	1	\$183.00	\$ 366.00	LS	1	\$475.00	\$950.00
9.	Dead heading of annuals/perennials	EA	105	\$0.75	\$945.00	EA	105	\$0.28	\$ 352.80	EA	105	\$0.00	\$0.00
10.	Prune and Thin Groundcover	NA	NA	NA	NA	NA	NA	NA	NA	NA	NA	NA	NA
11.	Fertilize Shrubs and Groundcover	SF	500	\$0.04	\$40.00	SF	500	\$0.04	\$ 40.00	SF	500	\$0.03	\$30.00
12.	Cultivate planting/shrub beds	SF	500	\$0.03	\$25.00	SF	500	\$0.06	\$ 59.00	SF	500	\$0.00	\$0.00
13.	Mulching of planting/shrub beds	SF	500	\$0.20	\$200.00	SF	500	\$0.44	\$ 440.00	SF	500	\$1.14	\$1,140.00
14.	Weed control in hardscape	EA	1	\$75.00	\$900.00	EA	1	\$53.64	\$ 643.68	EA	1	\$22.00	\$264.00
15.	Fire ant spot treatment	EA	1	\$88.00	\$1,056.00	EA	1	\$21.90	\$ 262.80	EA	1	\$37.00	\$444.00
16.	Removal of sucker growth from trees and broken, damaged or obstructing limbs.	EA	98	\$150.00	\$1,764.00	EA	98	\$1.00	\$ 1,176.00	EA	98	\$0.00	\$0.00
17.	Annual Tree Pruning	EA	98	\$5.00	\$490.00	EA	98	\$9.95	\$ 975.10	EA	98	\$6.00	\$588.00
18.	Cultivate tree rings and tree areas	EA	98	\$3.00	\$588.00	EA	98	\$1.51	\$ 294.98	EA	98	\$0.00	\$0.00
19.	Mulching of Tree Rings and Tree Areas	EA	98	\$2.50	\$735.00	EA	98	\$5.62	\$ 1,652.28	EA	98	\$0.00	\$0.00
20.	Signage Inspection	EA	1	\$100.00	\$400.00	EA	1	\$50.00	\$ 200.00	EA	1	\$0.00	\$0.00
21.	Landscape Lighting Inspection	NA	NA	NA	NA	NA	NA	NA	NA	NA	NA	NA	NA
22.	Fountain Inspection	NA	NA	NA	NA	NA	NA	NA	NA	NA	NA	NA	NA
23.	Power washing of Stone Walls	EA	1	\$855.00	\$1,710.00	EA	1	\$2,700.00	\$ 5,400.00	EA	1	\$325.00	\$650.00
24.	Power washing of all Hardscape (Flatwork)	EA	1	\$1,500.00	\$1,500.00	EA	1	\$2,700.00	\$ 2,700.00	EA	1	\$825.00	\$825.00
25.	Cleaning of Entry Signs/Monuments	EA	1	\$300.00	\$300.00	EA	1	\$2,700.00	\$ 2,700.00	EA	1	\$325.00	\$325.00
26.	Electrical Systems Inspection	EA	1	\$200.00	\$600.00	EA	1	\$250.00	\$ 750.00	EA	1	\$0.00	\$0.00
27.	Services Performed Report	EA	1	\$50.00	\$600.00	EA	1	\$75.00	\$ 900.00	EA	1	\$225.00	\$2,700.00
28.	Decomposed Granite Monitor & Weed Control	EA	1	\$21.22	\$254.64	EA	1	\$53.64	\$ 643.68	EA	1	\$0.00	\$0.00
29.	Cut Bed Edge Maintenance	NA	NA	NA	\$700.00	NA	NA	na	NA	NA	NA	NA	NA
30.	Gate Inspection	EA	1	\$175.00	\$700.00	EA	1	\$75.00	\$ 300.00	EA	1	\$0.00	\$0.00
31.	Broadcast Application for Fire Ant Treatment	EA	1	\$350.00	\$1,800.00	EA	1	\$440.00	\$ 880.00	EA	1	\$350.00	\$700.00
32.	Pest Control Application (Allowance)	EA	1	\$150.00	NA	EA	1	\$500.00	\$ 6,000.00	EA	1	\$85.00	\$1,020.00
<b>Total</b>		<b>\$31,760.38</b>				<b>Total</b>				<b>Total</b>			
						<b>\$34,208.51</b>				<b>\$24,116.02</b>			

Bid # 2019-01

**Line Items**

**Line Description**

1. Mowing and edging Class A areas
2. Fertilize Turf Class A areas
3. Trash removal
4. Broadleaf herbicide application
5. Monthly irrigation inspection
6. Prune shrubs
7. Complete weeding of planting/shrub beds
8. Pre-emergent weed control
9. Dead heading of annuals/perennials
10. Prune and Thin Groundcover
11. Fertilize Shrubs and Groundcover
12. Cultivate planting/shrub beds
13. Mulching of planting/shrub beds
14. Weed control in hardscape
15. Fire ant spot treatment
16. Removal of sucker growth from trees and broken, damaged or obstructing limbs.
17. Annual Tree Pruning
18. Cultivate tree rings and tree areas
19. Mulching of Tree Rings and Tree Areas
20. Signage Inspection
21. Landscape Lighting Inspection
22. Fountain Inspection
23. Power washing of Stone Walls
24. Power washing of all Hardscape (Flatwork)
25. Cleaning of Entry Signs/Monuments
26. Electrical Systems Inspection
27. Services Performed Report
28. Decomposed Granite Monitor & Weed Control
29. Cut Bed Edge Maintenance
30. Gate Inspection
31. Broadcast Application for Fire Ant Treatment
32. Pest Control Application (Allowance)

Impec

Silversand Services

Yellowstone Landscape

Pearland Parkway				Pearland Parkway				Pearland Parkway			
UOM	QTY	Unit	Extended	UOM	QTY	Unit	Extended	UOM	QTY	Unit	Extended
AC	10.75	\$150.00	\$45,150.00	AC	10.75	\$39.00	\$ 11,739.00	AC	10.75	\$120.40	\$36,240.08
AC	10.75	\$750.00	\$24,187.50	AC	10.75	\$185.15	\$ 5,971.09	AC	10.75	\$130.88	\$4,220.88
EA	1	\$10.00	\$240.00	EA	1	\$34.41	\$ 825.84	EA	1	\$170.00	\$4,080.00
EA	1	\$2,444.00	\$4,888.00	EA	1	\$968.00	\$ 1,936.00	EA	1	\$2,505.00	\$5,010.00
EA	1	\$257.00	\$3,084.00	EA	1	\$468.00	\$ 5,616.00	EA	1	\$714.00	\$8,568.00
SF	6,900	\$0.07	\$1,932.00	SF	6,900	\$0.01	\$ 325.68	SF	6,900	\$0.00	\$0.00
SF	6,900	\$0.02	\$2,760.00	SF	6,900	\$0.01	\$ 920.46	SF	6,900	\$0.02	\$2,760.00
LS	1	\$2,511.00	\$5,022.00	LS	1	\$968.00	\$ 1,936.00	LS	1	\$2,500.00	\$5,000.00
EA	939	\$0.03	\$338.04	EA	939	\$0.13	\$ 1,415.26	EA	939	\$0.00	\$0.00
EA	1,420	\$0.02	\$85.20	EA	1,420	\$0.00	\$ 20.87	EA	1,420	\$0.00	\$0.00
SF	6,900	\$0.01	\$82.25	SF	6,900	\$0.05	\$ 690.00	SF	6,900	\$0.03	\$414.00
SF	6,900	\$0.03	\$414.00	SF	6,900	\$0.01	\$ 89.70	SF	6,900	\$0.00	\$0.00
SF	6,900	\$0.08	\$1,104.00	SF	6,900	\$0.50	\$ 6,941.40	SF	6,900	\$0.34	\$4,692.00
EA	1	\$205.00	\$2,460.00	EA	1	\$110.00	\$ 1,320.00	EA	1	\$119.00	\$1,428.00
EA	1	\$325.00	\$3,900.00	EA	1	\$115.43	\$ 1,385.16	EA	1	\$196.00	\$2,352.00
EA	148	\$1.50	\$2,664.00	EA	148	\$0.68	\$ 1,198.80	EA	148	\$0.00	\$0.00
EA	148	\$6.00	\$888.00	EA	148	\$9.85	\$ 1,457.80	EA	148	\$8.00	\$1,184.00
EA	148	\$1.88	\$556.48	EA	148	\$1.60	\$ 473.60	EA	148	\$0.00	\$0.00
EA	148	\$1.00	\$444.00	EA	148	\$5.21	\$ 2,313.24	EA	148	\$0.00	\$0.00
EA	1	\$100.00	\$400.00	EA	1	\$100.00	\$ 400.00	EA	1	\$0.00	\$0.00
EA	1	\$250.00	\$1,000.00	EA	1	\$250.00	\$ 1,000.00	EA	1	\$0.00	\$0.00
EA	1	\$250.00	\$1,000.00	EA	1	\$2,200.00	\$ 8,800.00	EA	1	\$0.00	\$0.00
EA	1	\$750.00	\$1,500.00	EA	1	\$800.00	\$ 1,600.00	EA	1	\$325.00	\$650.00
EA	1	\$1,500.00	\$1,500.00	EA	1	\$800.00	\$ 800.00	EA	1	\$825.00	\$825.00
EA	1	\$250.00	\$250.00	EA	1	\$800.00	\$ 800.00	EA	1	\$325.00	\$325.00
EA	1	\$250.00	\$750.00	EA	1	\$250.00	\$ 750.00	EA	1	\$0.00	\$0.00
EA	1	\$200.00	\$2,400.00	EA	1	\$75.00	\$ 900.00	EA	1	\$225.00	\$2,700.00
EA	1	\$20.00	\$240.00	EA	1	\$110.00	\$ 1,320.00	EA	1	\$0.00	\$0.00
EA	1	\$355.00	\$1,420.00	EA	1	\$100.00	\$ 400.00	EA	1	\$0.00	\$0.00
EA	1	\$188.00	\$752.00	EA	1	\$75.00	\$ 300.00	EA	1	\$0.00	\$0.00
EA	1	\$2,756.00	\$5,512.00	EA	1	\$2,365.00	\$ 4,730.00	EA	1	\$825.00	\$1,650.00
EA	1	\$1,900.00	\$22,800.00	EA	1	\$750.00	\$ 9,000.00	EA	1	\$450.00	\$5,400.00
Total			\$139,723.47	Total			\$77,375.90	Total			\$87,498.96

Bid # 2019-01

**Line Items**

		Cullen				Cullen				Cullen					
Line	Description	UOM	QTY	Unit	Extended	UOM	QTY	Unit	Extended	UOM	QTY	Unit	Extended		
1.	Mowing and edging Class A areas	AC	3.67	\$167.98	\$17,261.62	AC	3.67	\$85.86	\$ 8,822.97	AC	3.67	\$191.00	\$19,627.16		
2.	Fertilize Turf Class A areas	AC	3.67	\$622.00	\$6,848.22	AC	3.67	\$186.00	\$ 2,047.86	AC	3.67	\$130.88	\$1,440.99		
3.	Trash removal	EA	1	\$75.00	\$1,800.00	EA	1	\$55.02	\$ 1,320.48	EA	1	\$94.00	\$2,256.00		
4.	Broadleaf herbicide application	EA	1	\$300.00	\$600.00	EA	1	\$330.00	\$ 660.00	EA	1	\$855.00	\$1,710.00		
5.	Monthly irrigation inspection	EA	1	\$150.00	\$1,800.00	EA	1	\$165.00	\$ 1,980.00	EA	1	\$252.00	\$3,024.00		
6.	Prune shrubs	SF	9,900	\$0.07	\$2,772.00	SF	9,900	\$0.01	\$ 475.20	SF	9,900	\$0.00	\$0.00		
7.	Complete weeding of planting/shrub beds	SF	9,900	\$0.02	\$3,960.00	SF	9,900	\$0.01	\$ 1,306.80	SF	9,900	\$0.02	\$3,960.00		
8.	Pre-emergent weed control	LS	1	\$558.18	\$1,116.36	LS	1	\$330.00	\$ 660.00	LS	1	\$855.00	\$1,710.00		
9.	Dead heading of annuals/perennials	EA	1,178	\$0.03	\$424.08	EA	1,178	\$0.15	\$ 2,123.23	EA	1,178	\$0.00	\$0.00		
10.	Prune and Thin Groundcover	EA	1,886	\$0.02	\$113.16	EA	1,886	\$0.01	\$ 28.29	EA	1,886	\$0.00	\$0.00		
11.	Fertilize Shrubs and Groundcover	SF	9,900	\$0.01	\$198.00	SF	9,900	\$0.45	\$ 8,910.00	SF	9,900	\$0.03	\$594.00		
12.	Cultivate planting/shrub beds	SF	9,711	\$0.03	\$582.66	SF	9,711	\$0.01	\$ 126.24	SF	9,711	\$0.00	\$0.00		
13.	Mulching of planting/shrub beds	SF	9,711	\$0.15	\$2,913.30	SF	9,711	\$0.50	\$ 9,711.00	SF	9,711	\$0.28	\$5,438.16		
14.	Weed control in hardscape	EA	1	\$255.00	\$3,060.00	EA	1	\$96.50	\$ 1,158.00	EA	1	\$42.00	\$504.00		
15.	Fire ant spot treatment	EA	1	\$120.00	\$1,440.00	EA	1	\$39.41	\$ 472.92	EA	1	\$70.00	\$840.00		
16.	Removal of sucker growth from trees and broken, damaged or obstructing limbs.	EA	196	\$1.50	\$3,528.00	EA	196	\$0.52	\$ 1,223.04	EA	196	\$0.00	\$1,568.00		
17.	Annual Tree Pruning	EA	196	\$5.00	\$980.00	EA	196	\$10.59	\$ 2,075.64	EA	196	\$8.00	\$0.00		
18.	Cultivate tree rings and tree areas	EA	196	\$3.00	\$1,176.00	EA	196	\$1.66	\$ 650.72	EA	196	\$0.00	\$0.00		
19.	Mulching of Tree Rings and Tree Areas	EA	196	\$2.00	\$1,176.00	EA	196	\$5.62	\$ 3,304.56	EA	196	\$0.00	\$0.00		
20.	Signage Inspection	EA	1	\$100.00	\$400.00	EA	1	\$100.00	\$ 400.00	EA	1	\$0.00	\$0.00		
21.	Landscape Lighting Inspection	NA	NA		NA	NA	NA	NA	NA	NA	NA	NA	NA		
22.	Fountain Inspection	NA	NA		NA	NA	NA	NA	NA	NA	NA	NA	NA		
23.	Power washing of Stone Walls	EA	1	\$250.00	\$500.00	EA	1	\$5,000.00	\$10,000.00	EA	1	\$325.00	\$650.00		
24.	Power washing of all Hardscape (Flatwork)	EA	1	\$25,002.22	\$25,002.22	EA	1	\$28,500.00	\$28,500.00	EA	1	\$4,125.00	\$4,125.00		
25.	Cleaning of Entry Signs/Monuments	EA	1	\$500.00	\$500.00	EA	1	\$5,250.00	\$ 5,250.00	EA	1	\$325.00	\$325.00		
26.	Electrical Systems Inspection	EA	1	\$275.00	\$825.00	EA	1	\$250.00	\$ 750.00	EA	1	\$0.00	\$0.00		
27.	Services Performed Report	EA	1	\$75.00	\$900.00	EA	1	\$75.00	\$ 900.00	EA	1	\$225.00	\$2,700.00		
28.	Decomposed Granite Monitor & Weed Control	EA	1	\$75.00	\$900.00	EA	1	\$96.50	\$ 1,158.00	EA	1	\$0.00	\$0.00		
29.	Cut Bed Edge Maintenance	EA	1	\$10.00	\$40.00	EA	1	\$100.00	\$ 400.00	EA	1	\$0.00	\$0.00		
30.	Gate Inspection	NA	NA		NA	NA	NA	NA	NA	NA	NA	NA	NA		
31.	Broadcast Application for Fire Ant Treatment	EA	1	\$250.00	\$500.00	EA	1	NA	\$ 1,650.00	EA	1	\$850.00	\$1,700.00		
32.	Pest Control Application (Allowance)	EA	1	\$500.00	\$6,000.00	EA	1	\$500.00	\$ 6,000.00	EA	1	\$450.00	\$5,400.00		
Total					\$87,316.62	Total					\$102,064.95	Total			\$57,572.31

Bid # 2019-01

**Line Items**

		Impec				Silversand Services				Yellowstone Landscape			
		SH 35				SH 35				SH 35			
Line	Description	UOM	QTY	Unit	Extended	UOM	QTY	Unit	Extended	UOM	QTY	Unit	Extended
1.	Mowing and edging Class A areas	AC	8.11	\$175.00	\$39,739.00	AC	8.11	\$107.98	\$ 24,520.10	AC	8.11	\$191.00	\$43,372.28
2.	Fertilize Turf Class A areas	AC	8.11	\$755.00	\$18,369.15	AC	8.11	\$186.00	\$ 4,525.38	AC	8.11	\$130.00	\$3,162.90
3.	Trash removal	EA	1	\$350.00	\$8,400.00	EA	1	\$70.00	\$ 1,680.00	EA	1	\$125.00	\$3,000.00
4.	Broadleaf herbicide application	EA	1	\$2,133.57	\$4,267.14	EA	1	\$729.00	\$ 1,458.00	EA	1	\$855.00	\$1,710.00
5.	Monthly irrigation inspection	EA	1	\$257.00	\$3,084.00	EA	1	\$353.00	\$ 4,236.00	EA	1	\$650.00	\$7,800.00
6.	Prune shrubs	SF	55,085	\$0.07	\$15,423.80	SF	55,085	\$0.01	\$ 1,795.77	SF	55,085	\$0.00	\$0.00
7.	Complete weeding of planting/shrub beds	SF	55,085	\$0.03	\$27,542.50	SF	55,085	\$0.01	\$ 5,508.50	SF	55,085	\$0.03	\$33,051.00
8.	Pre-emergent weed control	LS	1	\$2,533.00	\$5,066.00	LS	1	\$729.00	\$ 1,458.00	LS	1	\$2,600.00	\$5,200.00
9.	Dead heading of annuals/perennials	EA	5,764	\$0.25	\$17,292.00	EA	5,764	\$0.13	\$ 8,853.50	EA	5,764	\$0.00	\$0.00
10.	Prune and Thin Groundcover	EA	2,220	\$0.08	\$532.80	EA	2,220	\$0.01	\$ 33.30	EA	2,220	\$0.00	\$0.00
11.	Fertilize Shrubs and Groundcover	SF	55,085	\$0.01	\$1,101.70	SF	55,085	\$0.04	\$ 4,406.80	SF	55,085	\$0.03	\$3,305.10
12.	Cultivate planting/shrub beds	SF	55,085	\$0.05	\$5,508.50	SF	55,085	\$0.01	\$ 661.02	SF	55,085	\$0.00	\$0.00
13.	Mulching of planting/shrub beds	SF	55,085	\$0.15	\$16,525.50	SF	55,085	\$0.43	\$ 47,152.76	SF	55,085	\$0.28	\$30,847.60
14.	Weed control in hardscape	EA	1	\$650.00	\$7,800.00	EA	1	\$213.25	\$ 2,559.00	EA	1	\$310.00	\$3,720.00
15.	Fire ant spot treatment	EA	1	\$501.00	\$6,012.00	EA	1	\$87.08	\$ 1,044.96	EA	1	\$400.00	\$4,800.00
16.	Removal of sucker growth from trees and broken, damaged or obstructing limbs.	EA	839	\$1.88	\$18,927.84	EA	839	\$0.12	\$ 1,208.19	EA	839	\$0.00	\$0.00
17.	Annual Tree Pruning	EA	839	\$7.00	\$5,873.00	EA	839	\$1.25	\$ 1,048.75	EA	839	\$8.00	\$6,712.00
18.	Cultivate tree rings and tree areas	EA	839	\$2.50	\$4,195.00	EA	839	\$1.55	\$ 2,600.90	EA	839	\$0.00	\$0.00
19.	Mulching of Tree Rings and Tree Areas	EA	839	\$2.00	\$5,034.00	EA	839	\$0.05	\$ 125.85	EA	839	\$0.00	\$0.00
20.	Signage Inspection	EA	1	\$175.00	\$700.00	EA	1	\$100.00	\$ 400.00	EA	1	\$0.00	\$0.00
21.	Landscape Lighting Inspection	NA	NA	NA	NA	NA	NA	NA	NA	NA	NA	NA	NA
22.	Fountain Inspection	NA	NA	NA	NA	NA	NA	NA	NA	NA	NA	NA	NA
23.	Power washing of Stone Walls	EA	1	\$1,000.00	\$2,000.00	EA	1	\$5,000.00	\$ 10,000.00	EA	1	\$325.00	\$650.00
24.	Power washing of all Hardscape (Flatwork)	EA	1	\$30,088.88	\$30,088.88	EA	1	\$130,000.00	\$130,000.00	EA	1	\$5,800.00	\$5,800.00
25.	Cleaning of Entry Signs/Monuments	EA	6	\$555.00	\$3,330.00	EA	6	\$1,111.00	\$ 6,666.00	EA	6	\$325.00	\$1,950.00
26.	Electrical Systems Inspection	EA	1	\$355.00	\$1,065.00	EA	1	\$250.00	\$ 750.00	EA	1	\$0.00	\$0.00
27.	Services Performed Report	EA	1	\$301.00	\$3,612.00	EA	1	\$75.00	\$ 900.00	EA	1	\$225.00	\$2,700.00
28.	Decomposed Granite Monitor & Weed Control	EA	1	\$150.00	\$1,800.00	EA	1	\$213.25	\$ 2,559.00	EA	1	\$0.00	\$0.00
29.	Cut Bed Edge Maintenance	EA	1	\$1,500.00	\$6,000.00	EA	1	\$100.00	\$ 400.00	EA	1	\$0.00	\$0.00
30.	Gate Inspection	NA	NA	NA	NA	NA	NA	NA	NA	NA	NA	NA	NA
31.	Broadcast Application for Fire Ant Treatment	EA	1	\$1,533.00	\$3,066.00	EA	1	\$1,800.00	\$ 3,600.00	EA	1	\$850.00	\$1,700.00
32.	Pest Control Application (Allowance)	EA	1	\$1,211.00	\$14,532.00	EA	1	\$750.00	\$ 9,000.00	EA	1	\$450.00	\$5,400.00
<b>Total</b>		<b>\$276,887.81</b>				<b>\$279,151.78</b>				<b>\$164,880.88</b>			

Bid # 2019-01

**Line Items**

**Line Description**

1. Mowing and edging Class A areas
2. Fertilize Turf Class A areas
3. Trash removal
4. Broadleaf herbicide application
5. Monthly irrigation inspection
6. Prune shrubs
7. Complete weeding of planting/shrub beds
8. Pre-emergent weed control
9. Dead heading of annuals/perennials
10. Prune and Thin Groundcover
11. Fertilize Shrubs and Groundcover
12. Cultivate planting/shrub beds
13. Mulching of planting/shrub beds
14. Weed control in hardscape
15. Fire ant spot treatment
16. Removal of sucker growth from trees and broken, damaged or obstructing limbs.
17. Annual Tree Pruning
18. Cultivate tree rings and tree areas
19. Mulching of Tree Rings and Tree Areas
20. Signage Inspection
21. Landscape Lighting Inspection
22. Fountain Inspection
23. Power washing of Stone Walls
24. Power washing of all Hardscape (Flatwork)
25. Cleaning of Entry Signs/Monuments
26. Electrical Systems Inspection
27. Services Performed Report
28. Decomposed Granite Monitor & Weed Control
29. Cut Bed Edge Maintenance
30. Gate Inspection
31. Broadcast Application for Fire Ant Treatment
32. Pest Control Application (Allowance)

Impec

Silversand Services

Yellowstone Landscape

<b>Broadway East</b>				<b>Broadway East</b>				<b>Broadway East</b>			
UOM	QTY	Unit	Extended	UOM	QTY	Unit	Extended	UOM	QTY	Unit	Extended
SF	450	\$0.20	\$2,520.00	SF	450	\$0.13	\$1,682.10	SF	450	\$0.15	\$1,890.00
SF	450	\$0.05	\$67.50	SF	450	\$0.04	\$47.25	SF	450	\$0.25	\$337.50
EA	1	\$15.00	\$360.00	EA	1	\$5.00	\$120.00	EA	1	\$25.00	\$600.00
EA	1	\$50.00	\$100.00	EA	1	\$50.00	\$100.00	EA	1	\$45.00	\$90.00
EA	1	\$75.00	\$900.00	EA	1	\$75.00	\$900.00	EA	1	\$50.00	\$600.00
SF	575	\$0.12	\$276.00	SF	575	\$0.01	\$27.60	SF	575	\$0.00	\$0.00
SF	575	\$0.06	\$690.00	SF	575	\$0.01	\$115.00	SF	575	\$0.24	\$2,760.00
LS	1	\$75.00	\$150.00	LS	1	\$50.00	\$100.00	LS	1	\$125.00	\$250.00
EA	145	\$0.50	\$870.00	EA	145	\$0.11	\$191.40	EA	145	\$0.00	\$0.00
EA	116	\$0.25	\$87.00	EA	116	\$0.01	\$1.74	EA	116	\$0.00	\$0.00
SF	575	\$0.12	\$138.00	SF	575	\$0.04	\$49.45	SF	575	\$0.03	\$34.50
SF	575	\$0.10	\$115.00	SF	575	\$0.04	\$46.00	SF	575	\$0.00	\$0.00
SF	575	\$0.10	\$115.00	SF	575	\$0.39	\$448.50	SF	575	\$1.14	\$1,311.00
EA	1	\$25.00	\$300.00	EA	1	\$10.00	\$120.00	EA	1	\$10.00	\$120.00
EA	1	\$25.00	\$300.00	EA	1	\$10.00	\$120.00	EA	1	\$10.00	\$120.00
EA	2	\$5.00	\$120.00	EA	2	\$5.00	\$120.00	EA	2	\$0.00	\$0.00
EA	2	\$5.00	\$10.00	EA	2	\$5.00	\$10.00	EA	2	\$80.00	\$16.00
EA	2	\$5.00	\$20.00	EA	2	\$5.00	\$20.00	EA	2	\$0.00	\$0.00
EA	2	\$2.00	\$12.00	EA	2	\$15.00	\$90.00	EA	2	\$0.00	\$0.00
EA	1	\$75.00	\$300.00	EA	1	\$100.00	\$400.00	EA	1	\$0.00	\$0.00
NA	NA	NA	NA	NA	NA	NA	NA	NA	NA	NA	NA
NA	NA	NA	NA	NA	NA	NA	NA	NA	NA	NA	NA
EA	1	\$150.00	\$300.00	EA	1	\$500.00	\$1,000.00	EA	1	\$325.00	\$650.00
EA	1	\$150.00	\$150.00	EA	1	\$650.00	\$650.00	EA	1	\$125.00	\$125.00
EA	1	\$555.00	\$555.00	EA	1	\$575.00	\$575.00	EA	1	\$325.00	\$325.00
EA	1	\$200.00	\$600.00	EA	1	\$250.00	\$750.00	EA	1	\$0.00	\$0.00
EA	1	\$50.00	\$600.00	EA	1	\$50.00	\$600.00	EA	1	\$225.00	\$2,700.00
EA	1	\$75.00	\$900.00	EA	1	\$10.00	\$120.00	EA	1	\$0.00	\$0.00
EA	1	\$10.00	\$40.00	EA	1	\$25.00	\$100.00	EA	1	\$0.00	\$0.00
NA	NA	NA	NA	NA	NA	NA	NA	NA	NA	NA	NA
EA	1	\$45.00	\$90.00	EA	1	\$180.00	\$360.00	EA	1	\$45.00	\$90.00
EA	1	\$50.00	\$600.00	EA	1	\$250.00	\$3,000.00	EA	1	\$65.00	\$780.00
<b>Total</b>			<b>\$11,285.50</b>	<b>Total</b>			<b>\$11,864.04</b>	<b>Total</b>			<b>\$12,799.00</b>



## PEDC Entryway Landscape Maintenance

SupplierName	Website	Pre-Bid Attendee	Email	Phone
Cornerstone Maintenance	<a href="http://www.cornerstonemaintenance.net">www.cornerstonemaintenance.net</a>	Luis Miranda	<a href="mailto:Info@cornerstonemaintenance.net">Info@cornerstonemaintenance.net</a>	(281)648-9731
BrightView	<a href="http://www.brightview.com">www.brightview.com</a>	Christopher Mink	<a href="mailto:Chris.Mink@brightview.com">Chris.Mink@brightview.com</a>	(281)219-6010
Brookway	<a href="http://www.brookway.com">www.brookway.com</a>	Jim Amos	<a href="mailto:jamesa@brookway.com">jamesa@brookway.com</a>	(713)703-7944
Silversand Services, Inc.	<a href="http://www.silversandservices.com">www.silversandservices.com</a>	Mark Lloyd	<a href="mailto:mlloyd@silversandservices.com">mlloyd@silversandservices.com</a>	(713)722-0336
Yellowstone Landscape	<a href="http://www.yellowstonelandscape.com">www.yellowstonelandscape.com</a>	Chris Cathey	<a href="mailto:ccathey@yellowstonelandscape.com">ccathey@yellowstonelandscape.com</a>	(281)808-0357
Yellowstone Landscape	<a href="http://www.yellowstonelandscape.com">www.yellowstonelandscape.com</a>	Dave Wichlacz	<a href="mailto:dwichlacz@yellowstonelandscape.com">dwichlacz@yellowstonelandscape.com</a>	(713)714-5775
Grotech	N/A	John C. Minnis	<a href="mailto:john.c.minnis@gmail.com">john.c.minnis@gmail.com</a>	(713)937-0132



# Bid#2021-01- General Services Contract for Entryways and Corridor Maintenance

# WELCOME TO THE PRE\_BID CONFERENCE!

June 3, 2021



# Project Contacts & Resources

## **General Bid Process and Scoring Questions:**

Jess Byerly, Development Manager, PEDC

Project Manager for the maintenance contract

## **Specification, Service and Schedule Questions:**

Brandon Whittaker, Landscape Architect, Clark Condon,

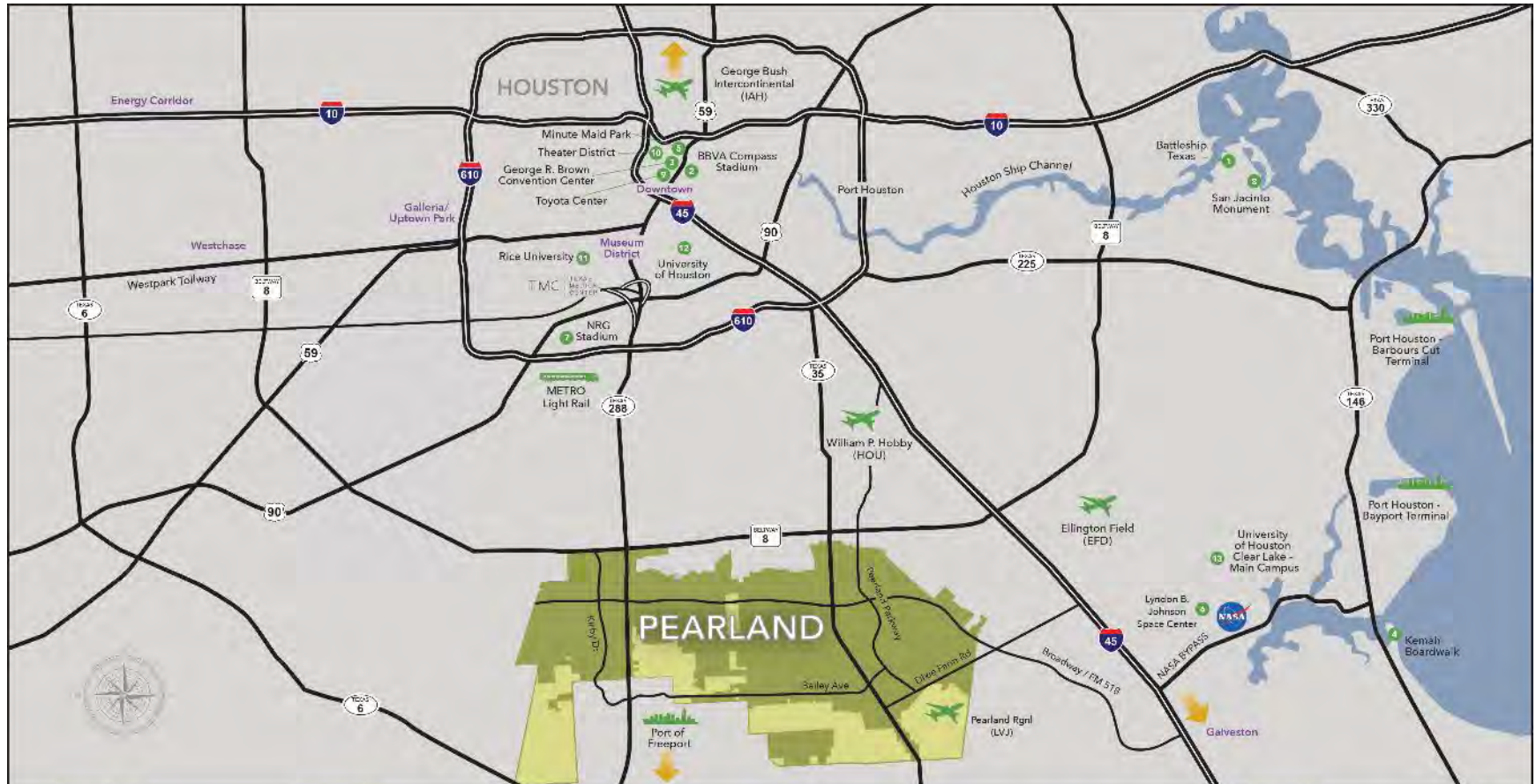
Project Consultant for the maintenance contract

## **Find Addendums and Bid Documents:**

[pearlandcdc.com/LandscapeRFP](http://pearlandcdc.com/LandscapeRFP)



# Pearland



## General Areas

Downtown: 17 minutes  
 Energy Corridor: 27 minutes  
 Galleria / Uptown Park: 18 minutes  
 Galveston: 32 minutes  
 Texas Medical Center: 13 minutes  
 Museum District: 12 minutes

## Transportation

George Bush Intercontinental (IAH): 33 minutes  
 Ellington Field (EFD): 6 minutes  
 Metro Light Rail: 9 minutes  
 Pearland Regional (LVJ): in Pearland  
 Port of Freeport: 58 minutes  
 Port Houston: 20 minutes  
 Port Houston - Barbours Cut Terminal: 29 minutes  
 Port Houston - Bayport Terminal: 29 minutes  
 William P. Hobby (HOU): 11 minutes

## Attractions

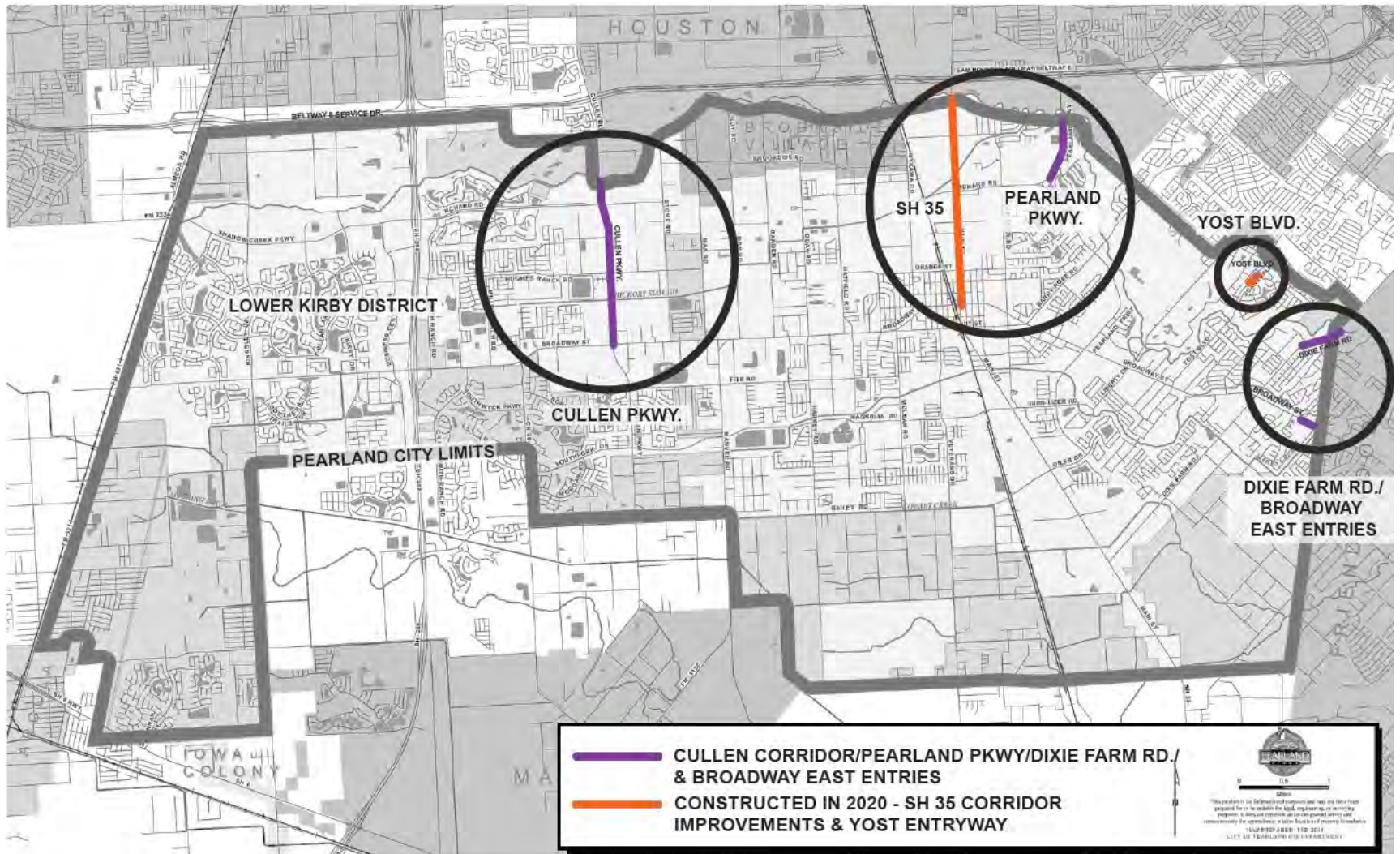
1. Battleship Texas: 23 minutes
2. BBVA Compass Stadium: 14 minutes
3. George R. Brown Convention Center: 14 minutes
4. Kemah Boardwalk: 26 minutes
5. Minute Maid Park: 14 minutes

6. NASA Johnson Space Center: 16 minutes
7. NRG Stadium: 9 minutes
8. San Jacinto Monument: 22 minutes
9. Toyota Center: 13 minutes
10. Theater District: 16 minutes

## Universities

11. Rice University: 20 minutes
12. University of Houston: 13 minutes
13. University of Houston Clear Lake - Main Campus: 17 minutes

# Project Area Map





Cullen Entry (at Night)



Pearland Pkwy



Dixie Farm



SH35 & Broadway @  
Christmas (1 of 4 signs)



Broadway East @ N.  
Friendswood



Yost @ Scarsdale





## GATEWAY SIGNAGE LOCATION MAP

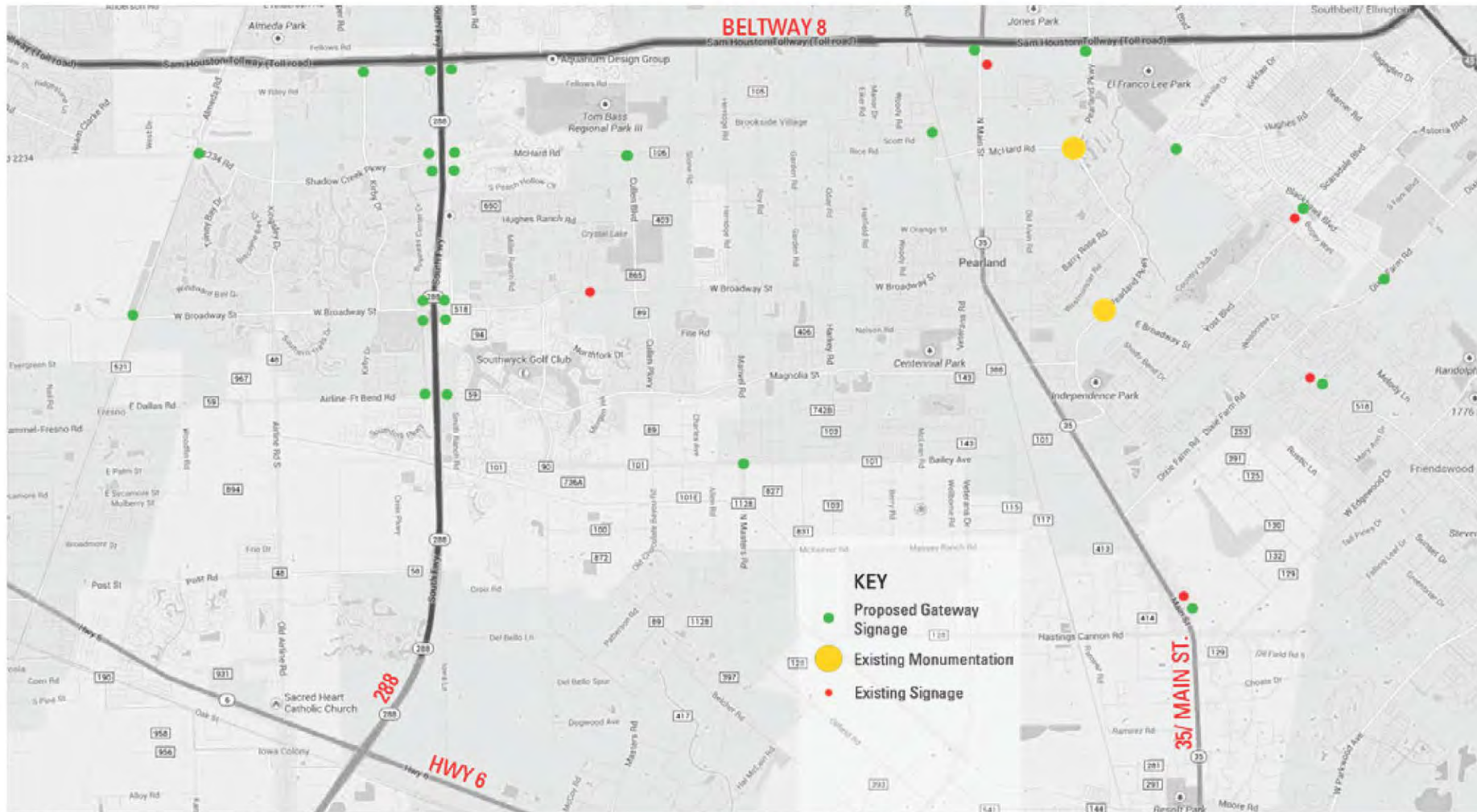


Fig 2.2 This map highlights the locations of proposed Gateway Signage compared to existing signage locations. Gateways would be scheduled to occur in phases over time.



# Bid Information



# Important Dates

- June 10                      Last day for questions from bidders – **Must be in writing!**
- June 14                      Open Bids – must be in by 2PM!
- June 24                      PEDC Board Presentation
- September                  Anticipated Notice to Proceed
- No late submittals

# Bid Pro Tips

- **Prior to completing the bid sheets, thoroughly review:**
  - Bid Instructions (PDF pg. 1)
  - 15-page spec document including our definitions (begins pg. 27 in PDF Project Manual),
  - Detailed diagrams (PDF pg. 56),
  - Landscape details (PDF pg. 112),
  - Plant details (PDF pg. 114), and
  - Reporting/meeting requirements (PDF pg. 123)
- **Price services fairly, in a well balanced manner that makes sense.**
- **Include all associated costs** per service on each line item.
  - Including, but not limited to: labor, materials, traffic control, anticipated permits for repairs, etc.
- **Build value, consistency, and excellent service into your bid** by approaching it in a well laid out, thorough, concise and easy to understand manner.
- **See next slides photos for expected level of maintenance.**

Use Ctrl+F to find keywords in the document



























No riding lawn mowers are to be used in Class A Space, which is 99% of the project.







Lawn edgers are to be used only on walkways, pavement, and curbs, not tree wells. This erodes grass and eventually looks very bad.





Cut bed or V-cut edges are required to create a buffer separating mulch areas from turf areas



NEVER mow, use chemicals on, or weed-eat weeds in planted medians. The bid price should allow for hand-pulling all grasses and weeds that are not part of the intended plantings.





Mulch is to be cultivated, not just laid down and removed. Plant weaknesses are to be reported immediately, not wait for the formal report. Silt, clippings and other debris around hardscape needs to be shoveled, bagged, and removed.



# Spec Information



# Scope Summary

The work is described in detail in various sections but is summarized to include all materials, supervision, labor, equipment, transportation and all services required and incidental to the following:

1. Turf and native grass maintenance including mowing, edging, reseeding, over-seeding and trimming for:
  - a. Class A Mow areas
  - b. Class B Mow areas
2. Weeding, cultivating, cleaning and mulching of planting beds and tree wells.
3. Pruning and trimming of trees, shrubs, groundcover and vines.
4. Application of fertilizers and soil amendments.
5. Spray and injection application of liquid soil or root amendments.
6. Organic and synthetic chemical application of fungicides, herbicides and insecticides, ornamental trees, shrubs and groundcover as well as herbicides to be applied on sidewalks and paved areas.
7. Trash and Debris removal.
8. Irrigation system maintenance, including monthly irrigation system inventory and status reporting, and an annual irrigation system inspection with Owner/Owner Representative.
9. Decompose granite monitoring and maintenance.
10. Prior notification and Post-Reporting of services performed, is required. Document all observation of plant and irrigation damage, observed or caused including materials used every month.

- Take note of all of the exhibits in the project manual – they are important
- Follow our schedule
- Follow the Spec to the letter (because we will)
- Take note that there is going to be a repairs allowance and we expect some small repairs to be made immediately – such as small rut repair, drip leaks and unclogging of nozzles and other equipment within the allotted (internally set) budget.
- Check all equipment is working and in good condition including City-issued locks for gates and the irrigation system.



# Exhibit A – Maintenance Schedule

Goal	Service	Jan	Feb	Mar	Apr	May	Jun	Jul	Aug	Sept	Oct	Nov	Dec	TOTAL
Manicure	Mowing and Edging (Class A)	2	2	4	4	4	4	4	4	4	4	4	2	42
	Mowing and Edging (Class B)	2	2	4	4	4	4	4	4	4	4	4	2	42
	Trash and Debris Removal	2	2	4	4	4	4	4	4	4	4	4	2	42
	Hand Weeding of Mass Plantings & Shrub Beds	2	2	4	4	4	4	4	4	4	4	4	2	42
	Weed Control in Hardscape	1	1	2	2	2	2	2	2	2	2	2	1	21
	Decomposed Granite Volume Monitoring & Weed Control	1	1	1	1	1	1	1	1	1	1	1	1	12
	Out V-Edge/Bed Edge Maintenance - Tree Rings and plant beds		1			1			1			1		4
Nourish & Protect	Fertilize Turf - Class A Areas**			1			1			1				3
	Fertilize Plantings, Shrubs and Groundcover**			1						1				2
	Mulch Tree Rings, Tree Areas, Planting/Shrub Beds		1								1			2
	Overseed Turf				1						1			2
	Change Out Seasonal Planting Colors					1					1			2
	Cultivate Tree Rings, Tree Areas, Planting/Shrub Beds						1							1
Trim	Dead Heading of Annuals/Perennials	0	0	1	1	1	1	1	1	1	1	1	0	9
	Removal of Sucker Growth From Trees	0	0	1	1	1	1	1	1	1	1	1	0	9
	Prune Shrubs and Thin Groundcover	1			1			1			1			4
	Prune Trees Annually (Dec - Feb ONLY)	1												1
Treat	Fire Ant Spot Treatment	1	1	2	2	2	2	2	2	2	2	2	1	21
	Broadcast Ant Bait Application			1						1				2
	Pre-emergent Weed Control**			1	1					1	1			4
	Post-emergent Broadleaf Herbicide Application					1						1		2
	Broadleaf Herbicide Spot Treatment						1	1	1	1	1			5
Report	Monthly Irrigation Inspection, Report, Lock Inventory	1	1	1	1	1	1	1	1	1	1	1	1	12
	Monthly Services Performed Report	1	1	1	1	1	1	1	1	1	1	1	1	12
	PM Landscape Site Walks & Annual Irrigation Test w/ Owner Rep.			2			2			2	1		2	9
**Application dates may be adjusted at Contractor's Discretion based on soil temp.														

# Reporting & Communication

## Reports & Meetings

- **Submit Reports Monthly with the Invoice**
  - Irrigation Report
  - Chemical Report
  - Materials Report
- **Monthly Services Performed Report**
  - See Exhibit F for needed elements
  - Include Observations of other project elements such as lighting/electrical problems, ruts, areas in need of power washing, etc.
- **Monthly Virtual Progress Meetings with Owner**
- **Quarterly Onsite Inspections with Owner**
- **Annual Irrigation Test with Owner**
- **Other meetings as needed, such as if construction coordination in the project area is needed or the contractor needs more direction, or wants to make changes to the annual plan for maintenance submitted in the bid.**

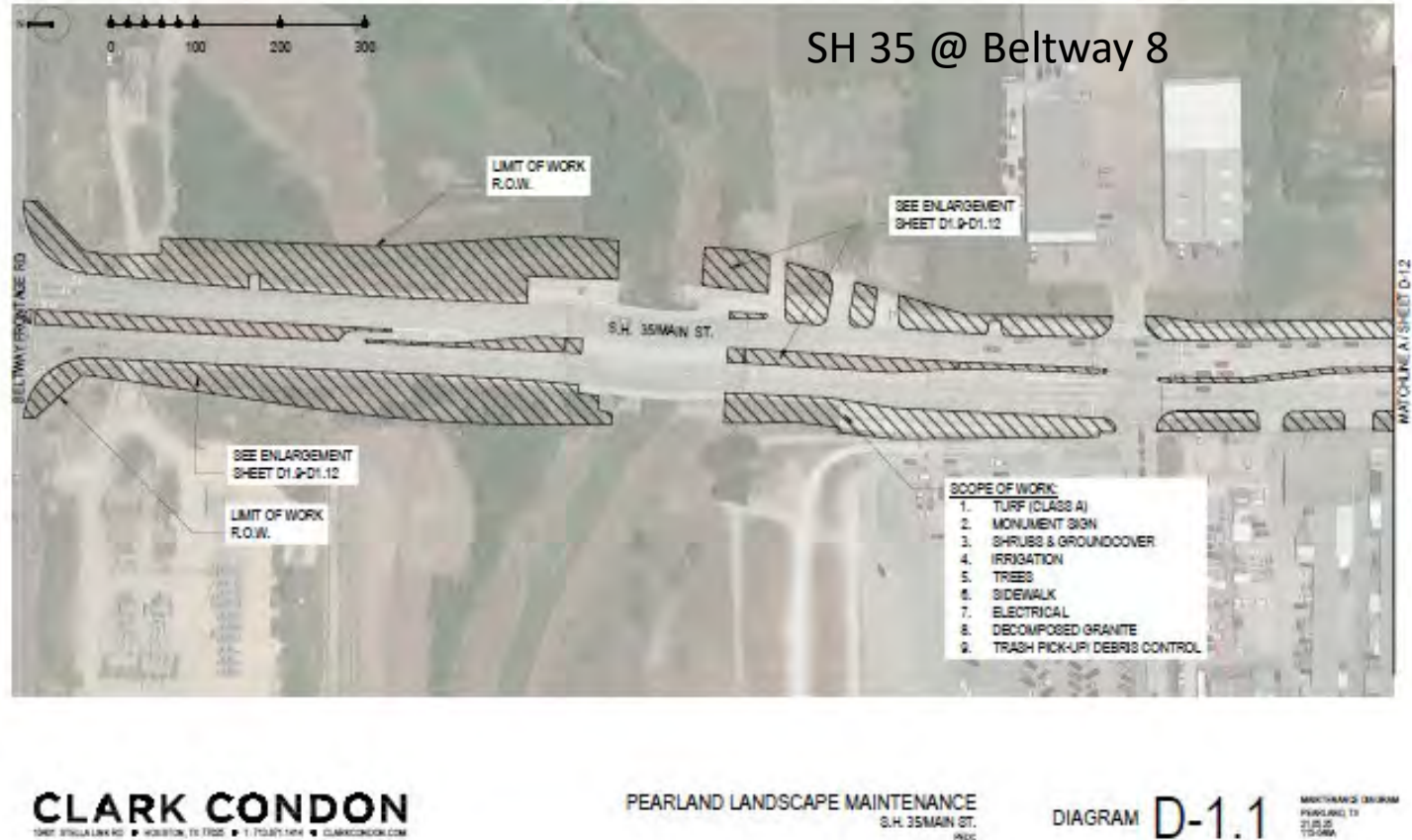
## Communicate

### PEDC must be notified:

- **In advance of all services** (contracted and proposal related) date and, if possible, what time crews are scheduled to be onsite.
- **Prior to application of herbicides and insecticides.** Owner prefers, when possible, to have someone present for chemical applications.
- **When plant material is dying off or other components are not working** as witnessed during monthly services.
- **When damaged landscape or ruts are discovered** - as quickly as feasibly possible, especially in regard to car damage. Photos of impacted areas submitted with any and all proposals or other damage reports are helpful.

# Maps and Diagrams

- Every stretch of area has a corresponding diagram.
- As other contractors are often in the area, review the City's interactive map to ensure you are servicing only the areas you are supposed to.



For the City's Interactive Map for Mowing: <https://maps.pearlandtx.gov/>



# pearlandedc.com/LandscapeRFP

We recognize the seriousness of the COVID-19 virus and the impact that it will have on our community. PEDC is compiling resources for Pearland businesses that can provide assistance during this disruption. [Learn more](#)



✉ [info@pearlandedc.com](mailto:info@pearlandedc.com) 281.997.3000

SITES & BUILDINGS

MEDIA CENTER

About Us

Doing Business

Site Selection

Target Industries

Developments

Living Here



✎ / Entryway and Corridor Maintenance – PEDC (Bid No. 2021-01)

## Entryway and Corridor Maintenance – PEDC (Bid No. 2021-01)

### NOTICE TO BIDDERS

#### Pearland Economic Development Corporation

Sealed proposals will be accepted until 11:00 a.m., June 14, 2021 and read aloud into the public record for the following project:

#### Entryway & Corridor Landscape Maintenance

Pearland Economic Development Corporation (PEDC)

BID NO.: 2021-01

The project entails performing entryway and landscape maintenance in rights-of-way and medians in approximately six (6) locations throughout the City of Pearland. A summary of the work includes: mowing, weeding, cultivating, cleaning and mulching of planting beds and tree wells, pruning and trimming of trees shrubs, ground cover, and vines, application of fertilizers and soil amendments, chemical application of fungicides, herbicides, and insecticides, debris and trash removal, irrigation system maintenance, and decomposed granite monitoring and maintenance. The project also requires periodic reporting and monitoring of the sites serviced.

A non-mandatory pre-proposal conference will be held via Webex virtual meeting at 11:00 a.m. on June 3, 2021. Participants *should be online by 10:55 a.m., CST to sign in for the meeting.*

**Join the pre-proposal conference from the following meeting link:** <https://bit.ly/3hLHT0l> **or you may also join by phone by calling:** 408-418-9388, and **entering access code:** 187 990 0188

All proposals should be submitted in hard copy to Pearland EDC, 3519 Liberty Drive, Suite 350, Pearland, Texas 77581. No plan fees or deposits are required for proposal documents. PEDC reserves the right to reject any or all proposals. No late proposals will be accepted. Electronic Proposal Documents, including Plans, Technical Specifications and Proposal Forms may be obtained from PEDC at [www.pearlandedc.com/landscaperfp](http://www.pearlandedc.com/landscaperfp). Questions may be directed to Jessica Byerly by emailing [jbyerly@pearlandedc.com](mailto:jbyerly@pearlandedc.com) or by calling (281) 997-3006 for an appointment at 3519 Liberty Drive, Suite 350, Pearland, Texas 77581.

Jessica Byerly, MPA

Development Manager, Pearland Economic Development Corporation

### Connect with us



Jessica Byerly

Development Manager

✉ [jbyerly@pearlandedc.com](mailto:jbyerly@pearlandedc.com) 281.997.3006

### Download RFP Packet



PDF

Maintenance RFP Packet for Offerors

# Frequently Asked Questions

- Will there be trash receptacles and lighting at the seat walls?
  - Response: There will be no site furniture and no lighting for which the selected contractor will be responsible.
- Why hand weeding?
  - Response: The plantings are new and chemicals will kill them. No chemicals and no trimming in all plant beds is very important so that they can become established.
- When do we plan to award?
  - Response: The goal is to recommend at the June Pearland Economic Development Corporation Board Meeting, go to City Council in July, and issue a Notice to Proceed by August or September.

# Frequently Asked Questions

- Hard-copy Submissions Only marked with the RFP #2021-01 on the outside of submittal envelope
  - should include:
    - one (1) original,
    - two (2) copies, and
    - one (1) electronic version of the proposal
      - (flash drive preferred)
- In a sealed envelope clearly bearing your company name and address.
- Hard-copy proposals should be submitted to:  
**Pearland Economic Development Corporation**  
**3519 Liberty Drive, Suite 350 Pearland, TX 77581**

# Questions?

Bidding - Jess Byerly

281-997-3006

[jbyerly@pearlandcdc.com](mailto:jbyerly@pearlandcdc.com)

Specifications – Brandon Whittaker

713-871-1414

[bwhittaker@clarkcondon.com](mailto:bwhittaker@clarkcondon.com)



End of Addendum  
Number 1